

Classes

1, 2

↓
3

2↑

↓
4

1↑

HUNTER OVER FENCES

Class 3, 4

↑ 6

↓ 3

↑ 2

↓ 4

↑ 5

↑ 1

EQUITATION OVER FENCES

Class 5

↑ 4

↓ 1

↓ 5

↓ 2

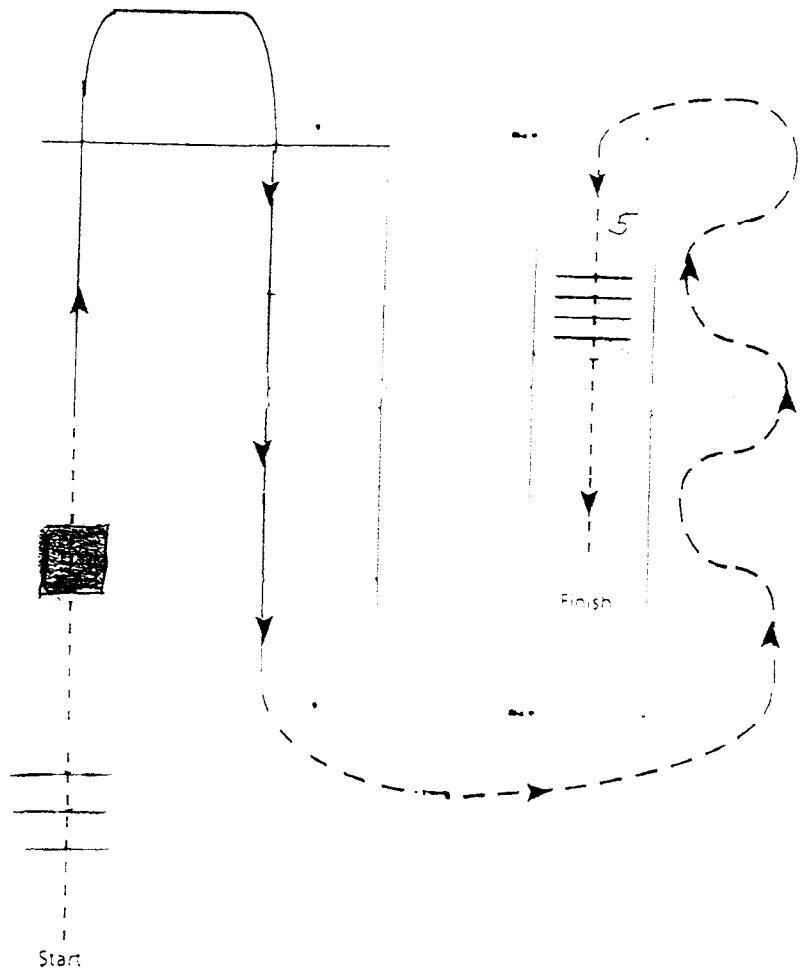
3 ↑

↓ 6

CAROLINA HORSE SHOW ASSOCIATION

TRAIL

6/21/25



1. Walk over poles
2. Walk over bridge
3. Lope on the right lead through poles
4. Jog through serpentine
5. Walk over poles to finish

Walk	-----
Jog	- - - - -
Extended Jog	— — — —
Lope	—————
Leg Yield	
Lead Change	— — — —
Back	← D D D D
Marker	(B)
Sidepass	← — — — — →

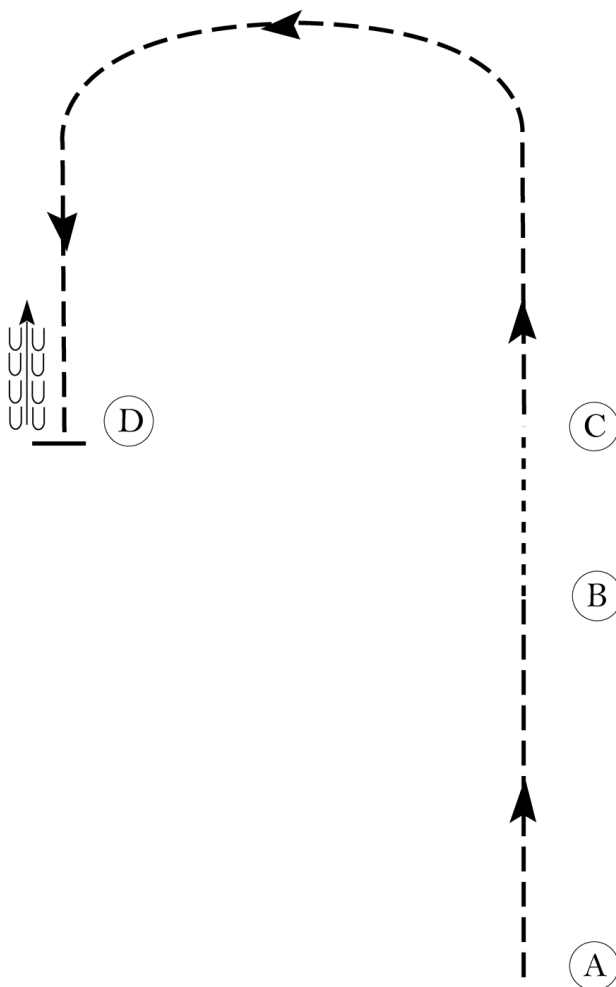
Carolina Horse Show Association

Open W/T Equitation

Show Date: 06-21-2025

www.HorseShowPatterns.com

www.HorseShowPatterns.com



Be ready at A.

1. Posting trot on the left diagonal from A to B.
2. Walk from B to C.
3. Posting trot on the right diagonal from C to D.
4. Stop and back approximately one horse length at D.

Exit at a sitting trot.

Walk	-----
Trot	-----
Extended Trot	-----
Canter	-----
Leg Yield	
Lead Change	---/---
Back	←←←←
Marker	(B)
Sidepass	←---→
Hand Gallop	-----

[HSE/WT-20]

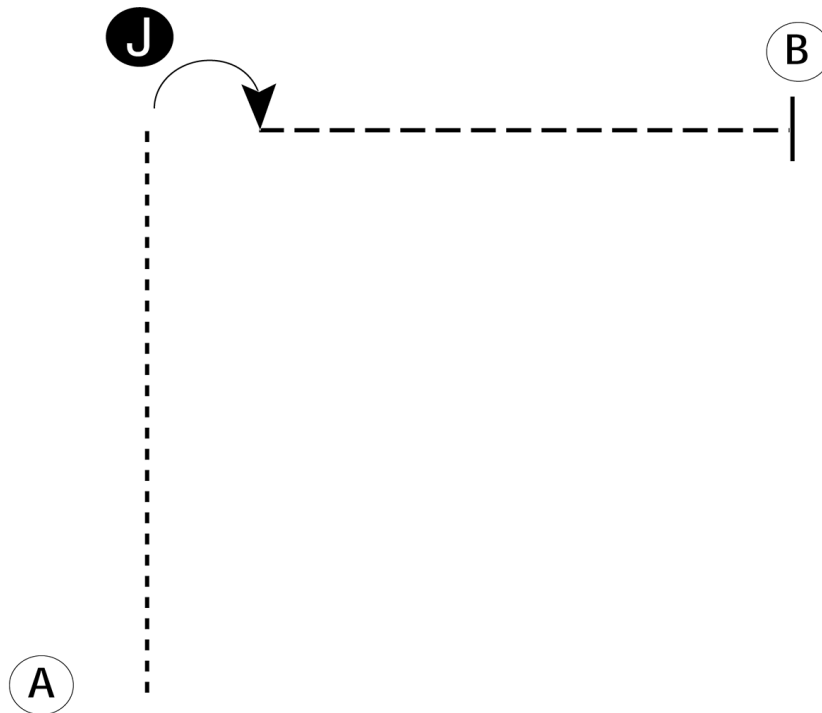
Pattern Provided by:

Pat Benton

Carolina Horse Show Association

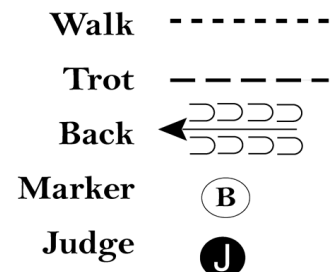
12 & under Showmanship at Halter

Show Date: 06-21-2025



Be ready at A.

1. Walk from A to Judge.
2. Stop and set up for inspection.
3. When dismissed, perform a 90 degree turn.
4. Trot away from judge to B.
5. Stop at B.
6. Follow the instructions of your ring steward.



[S/WT-7]

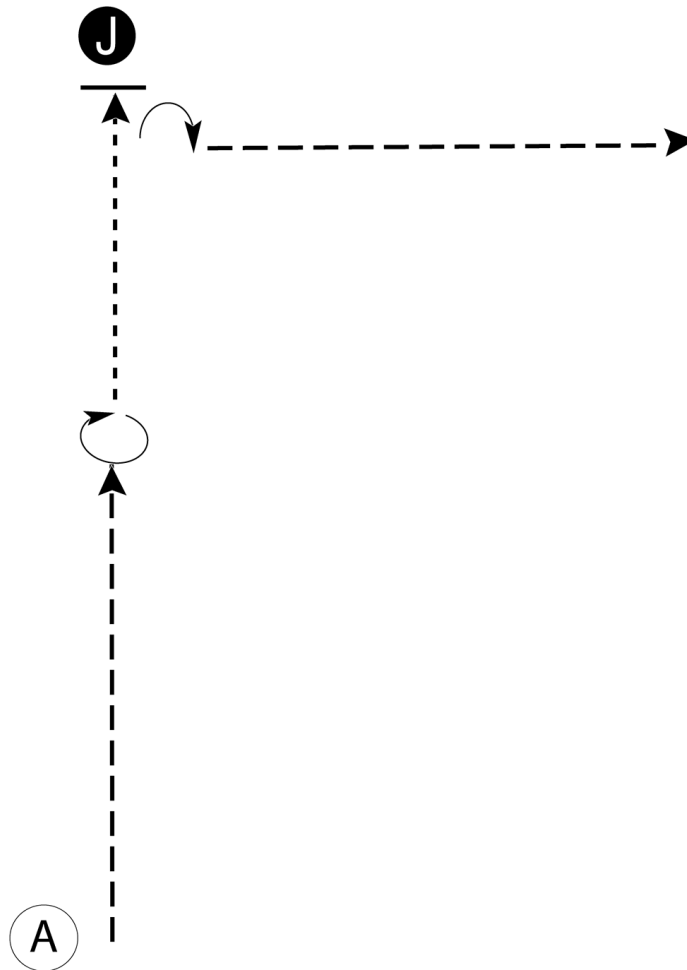
Pattern Provided by:

Pat Benton


Carolina Horse Show Association

Youth & Adult Showmanship at Halter

Show Date: 06-21-2025



1. Be ready at A.
2. Trot half way to the Judge.
3. Perform a 360 degree turn.
4. Walk to the Judge, stop and set up for inspection.
5. When dismissed perform a 90 degree turn and trot to the line up or follow the instructions of your ring steward.

Walk -----
Trot -----
Back ← 
Marker (B)
Judge (J)

[S/1-17]

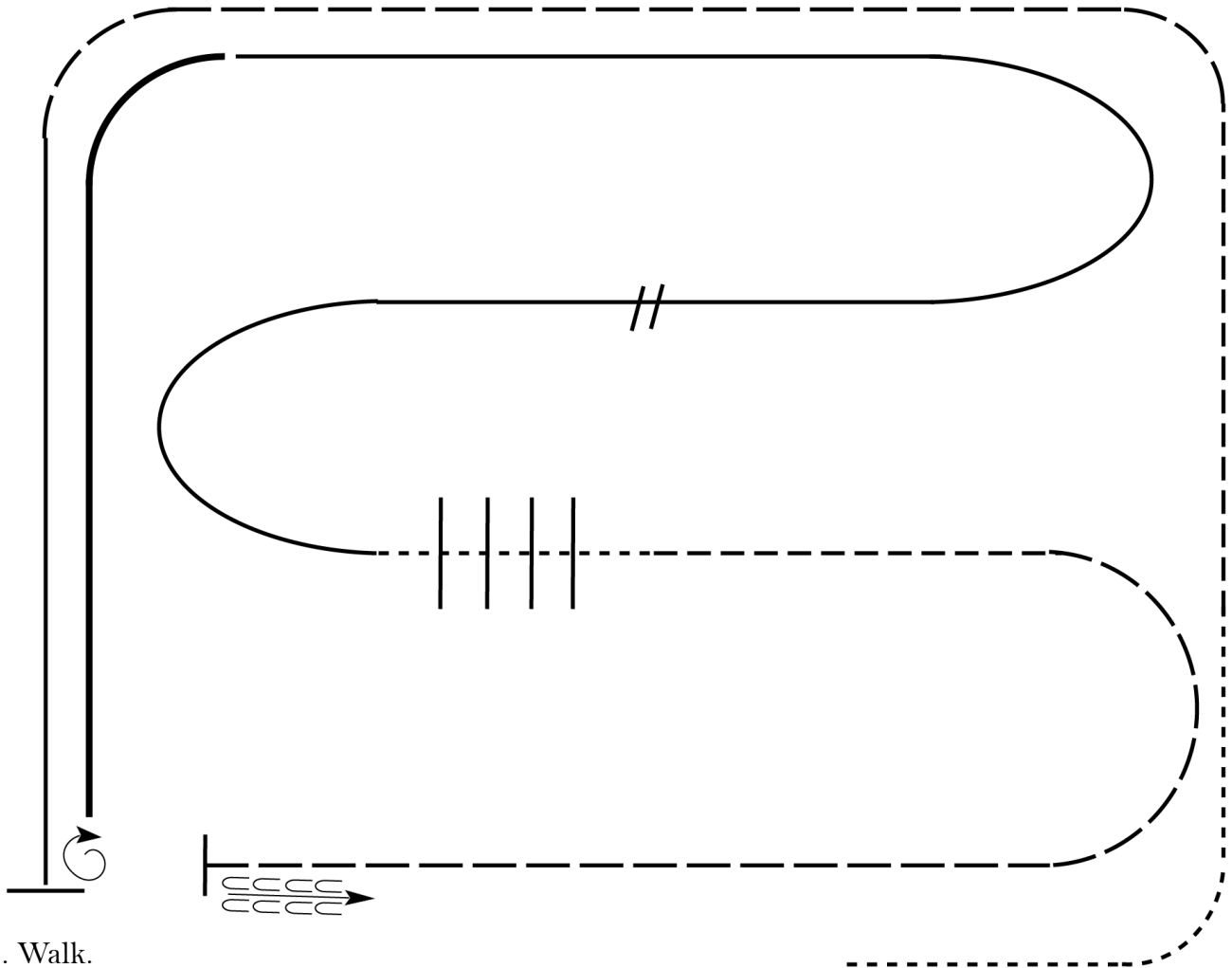
Pattern Provided by:

Pat Benton

Carolina Horse Show Association

Ranch Riding

Show Date: 06-21-2025



1. Walk.
2. Trot
3. Extended trot.
4. Left lead lope
5. Stop, 1 1/2 turn right
6. Extended lope
7. Collect to working lope-right lead
8. Change leads (simple or flying)
9. Walk
10. Walk over logs
11. Trot
12. Extended trot
13. Stop and back

Walk	-----
Jog	-----
Extended Jog	-----
Lope	=====
Lead Change	///
Back	←-----
Marker	(B)

[RR/2]

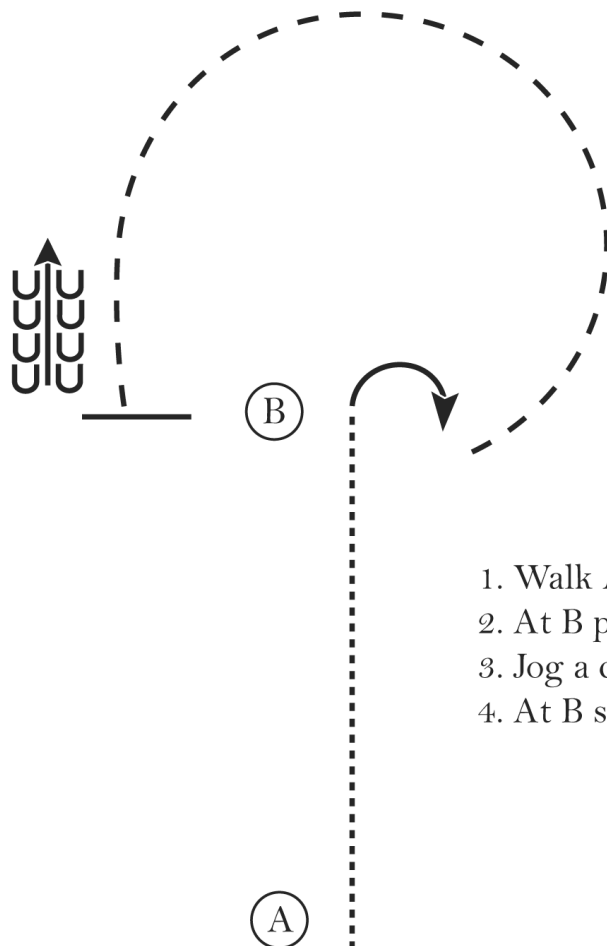
Pattern Provided by:

Pat Benton

Carolina Horse Show Association

Youth Adult W-J Horsemanship

Show Date: 06-21-2025



1. Walk A to B
2. At B perform a 90 degree turn to the right
3. Jog a circle around B
4. At B stop and back 4 steps

Walk
Jog	-----
Extended Jog	- - - - -
Lope	=====
Leg Yield	
Lead Change	↗
Back	←←←←←
Marker	(B)
Sidepass	←- - - -→

[WH/WT-7]

Pattern Provided by:

Pat Benton

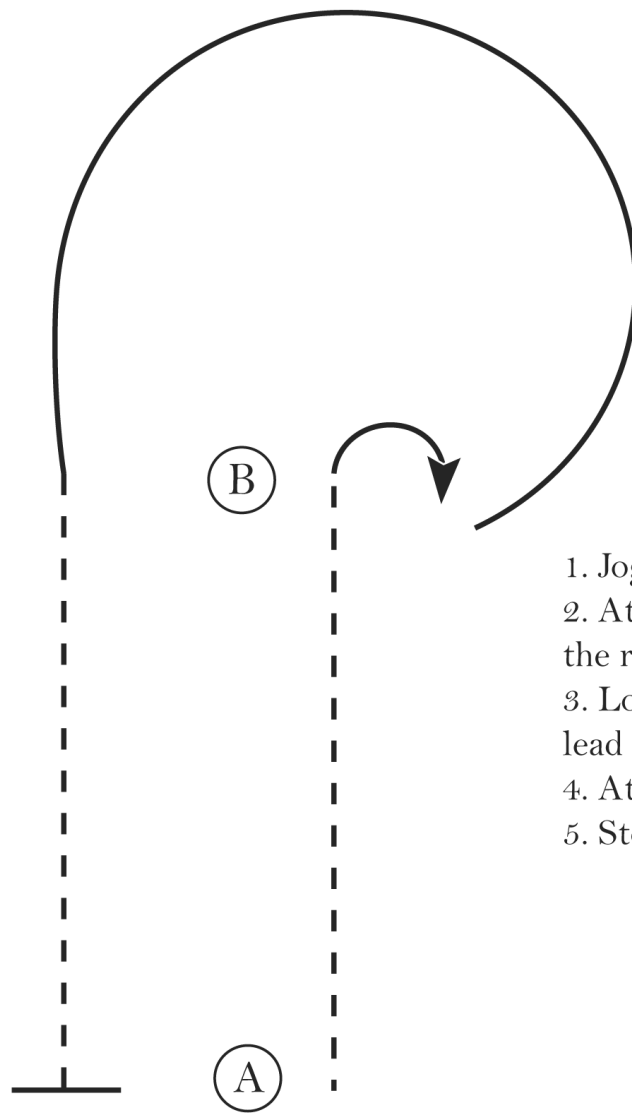
Carolina Horse Show Association

Open W-J-L Horsemanship

Show Date: 06-21-2025

www.HorseShowPatterns.com

www.HorseShowPatterns.com



1. Jog A to B
2. At B perform a 90 degree turn to the right
3. Lope a circle around B on the left lead
4. At B jog to A
5. Stop at A.

Walk
Jog	-----
Extended Jog	-----
Lope	=====
Leg Yield	
Lead Change	↗↘
Back	←←←←←
Marker	(B)
Sidepass	←---←

[WH/1-14]

Pattern Provided by:

Pat Benton