

Classes

1, 2

\downarrow
3

$2 \uparrow$

\downarrow
4

$1 \uparrow$

HUNTER OVER FENCES

Classes 3, 4

$$\frac{\uparrow}{2}$$

$$\frac{\uparrow}{5}$$

$$\frac{b}{\downarrow}$$

$$\frac{\downarrow}{3}$$

$$\frac{\uparrow}{1}$$

$$\frac{\uparrow}{4}$$

EQUITATION OVER FENCES

Class 5

$$\frac{\uparrow}{4}$$

$$\frac{\uparrow}{1, 7}$$

$$\frac{\downarrow}{2}$$

$$\frac{\downarrow}{5}$$

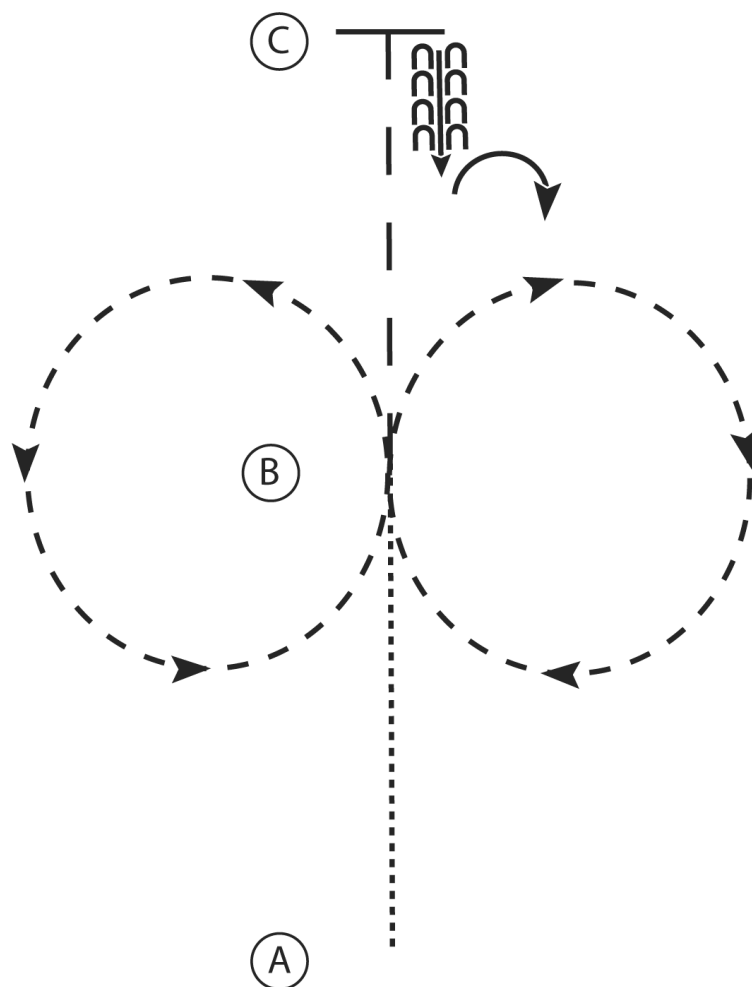
$$\frac{\uparrow}{3}$$

$$\frac{\uparrow}{6}$$

Pendleton Area Saddle Club

Open Walk/Trot Equitation

Show Date: 05-24-2025



1. Walk A to B
2. Sitting trot circle to the right
3. Posting trot circle to the left
4. At B extend the trot to C
5. Stop at C and back 4 steps
6. Perform a 90 degree turn to the right

Walk
Trot	-----
Extended Trot	-----
Canter	=====
Leg Yield	
Lead Change	↖↗
Back	←←←←
Marker	(B)
Sidepass	←-----→

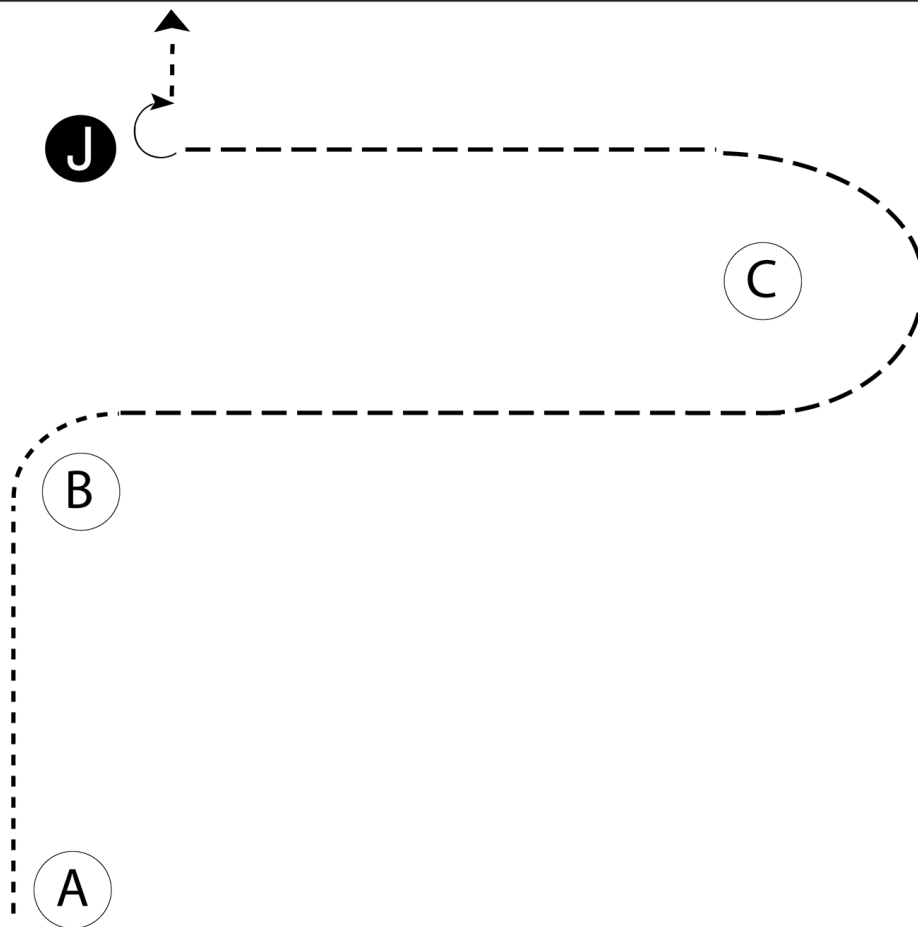
[HSE/WT-1]

Pattern Provided by:
Tommy Robinson

Pendleton Area Saddle Club

Showmanship 12 & Under

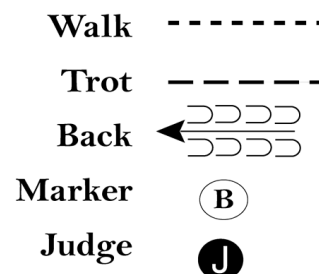
Show Date: 05-24-2025



Be ready at A.

1. Walk to and around B.
2. Trot from B, around C and to judge.
3. Stop and set up for inspection.
4. When dismissed, perform a 1/4 turn.
5. Walk to exit.

Follow the instructions of your ring steward.



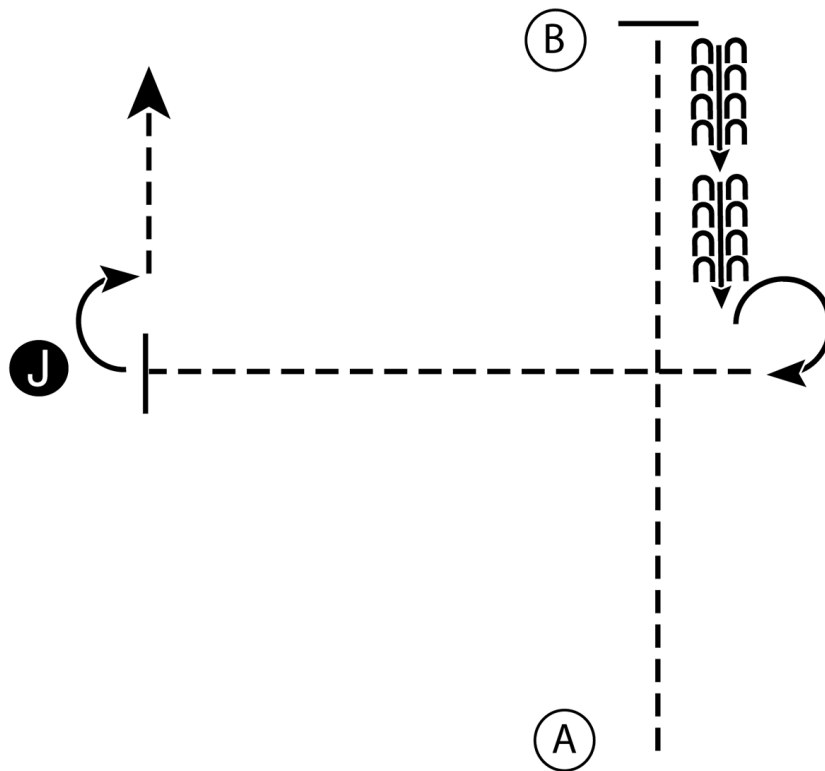
[S/1-36]

Pattern Provided by:
Tommy Robinson

Pendleton Area Saddle Club

Youth and Adult Showmanship

Show Date: 05-24-2025



1. Trot A to B
2. Stop at B and back halfway to A
3. Stop and perform a 270 degree turn
4. Trot to judge and set up for inspection
5. When dismissed perform a 90 degree turn and trot away from judge

Walk
Trot - - - - -
Back ← ↺ ↻
Marker (B)
Judge (J)

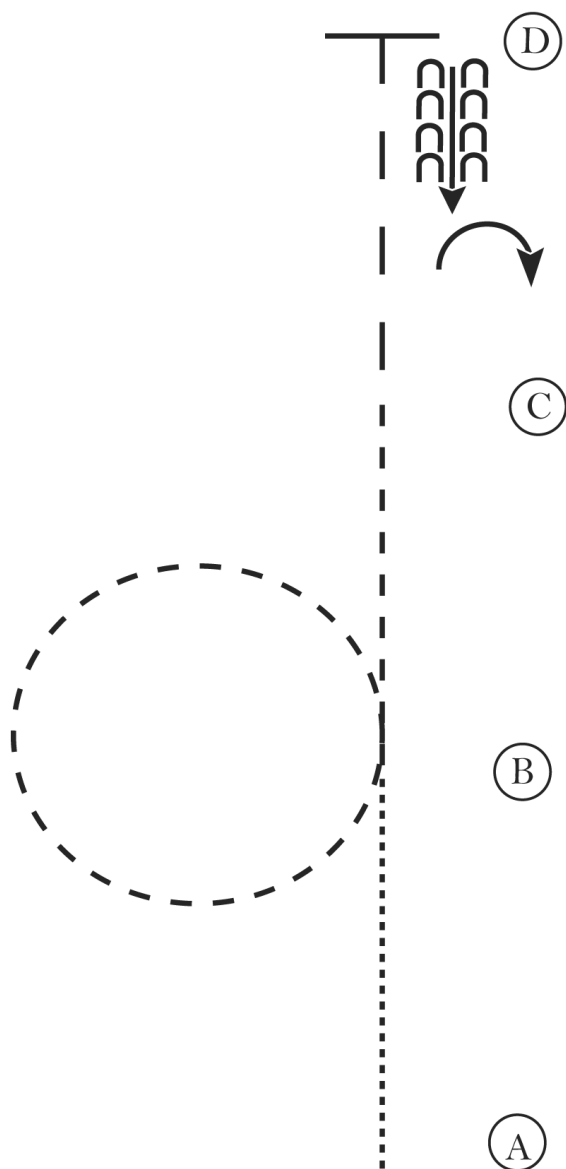
[S/2-3]

Pattern Provided by:
Tommy Robinson

Pendleton Area Saddle Club

Youth and Adult Horsemanship

Show Date: 05-24-2025



1. Walk A to B.
2. At B jog.
3. Jog a circle at B and continue to C.
4. At C extend the jog to D.
5. At D stop and back 4 steps.
6. Turn 90 degrees to the right.

Walk
Jog	-----
Extended Jog	-----
Lope	=====
Leg Yield	
Lead Change	↗↘
Back	←←←←←
Marker	(B)
Sidepass	→---→

[WH/WT-11]

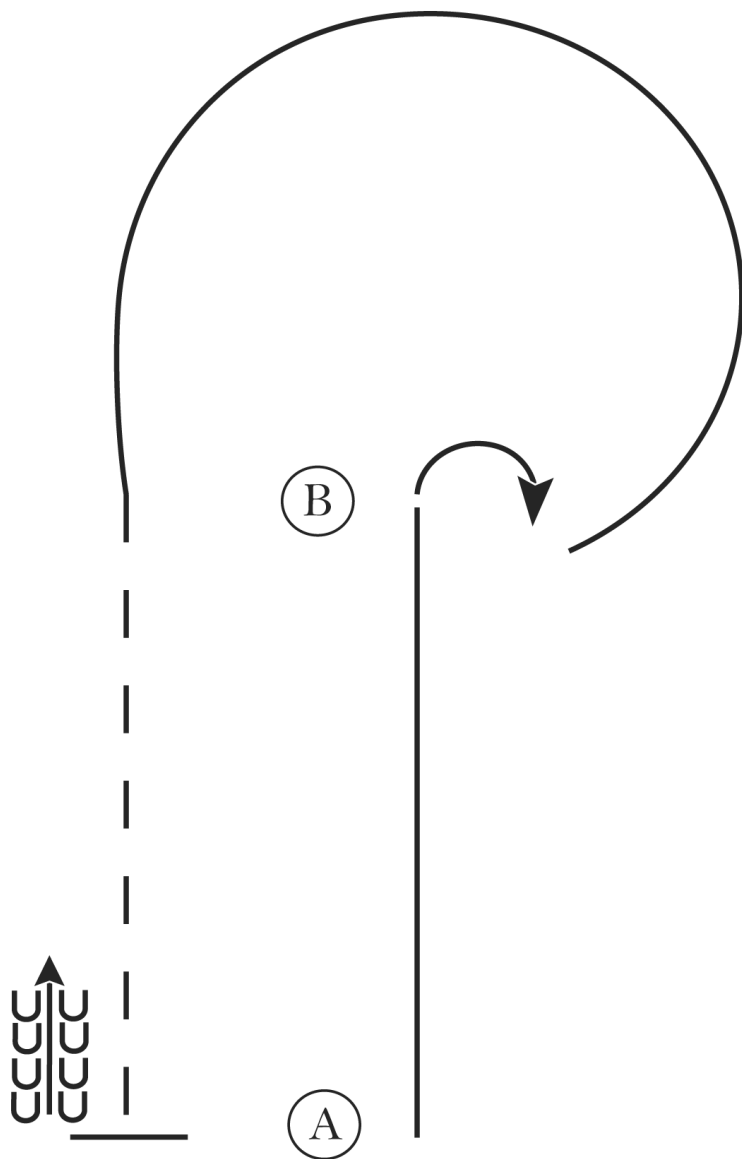
Pattern Provided by:

Tommy Robinson

Pendleton Area Saddle Club

Open Walk/Jog/Lope Horsemanship

Show Date: 05-24-2025



1. Lope on the right lead A to B.
2. At B perform a 90 degree turn to the right.
3. Lope a circle to B on the left lead.
4. At B extend the jog to A.
5. At A stop and Back 4 steps.

Walk
Jog	-----
Extended Jog	-----
Lope	—————
Leg Yield	
Lead Change	—/—
Back	←←←←←
Marker	(B)
Sidepass	←---←

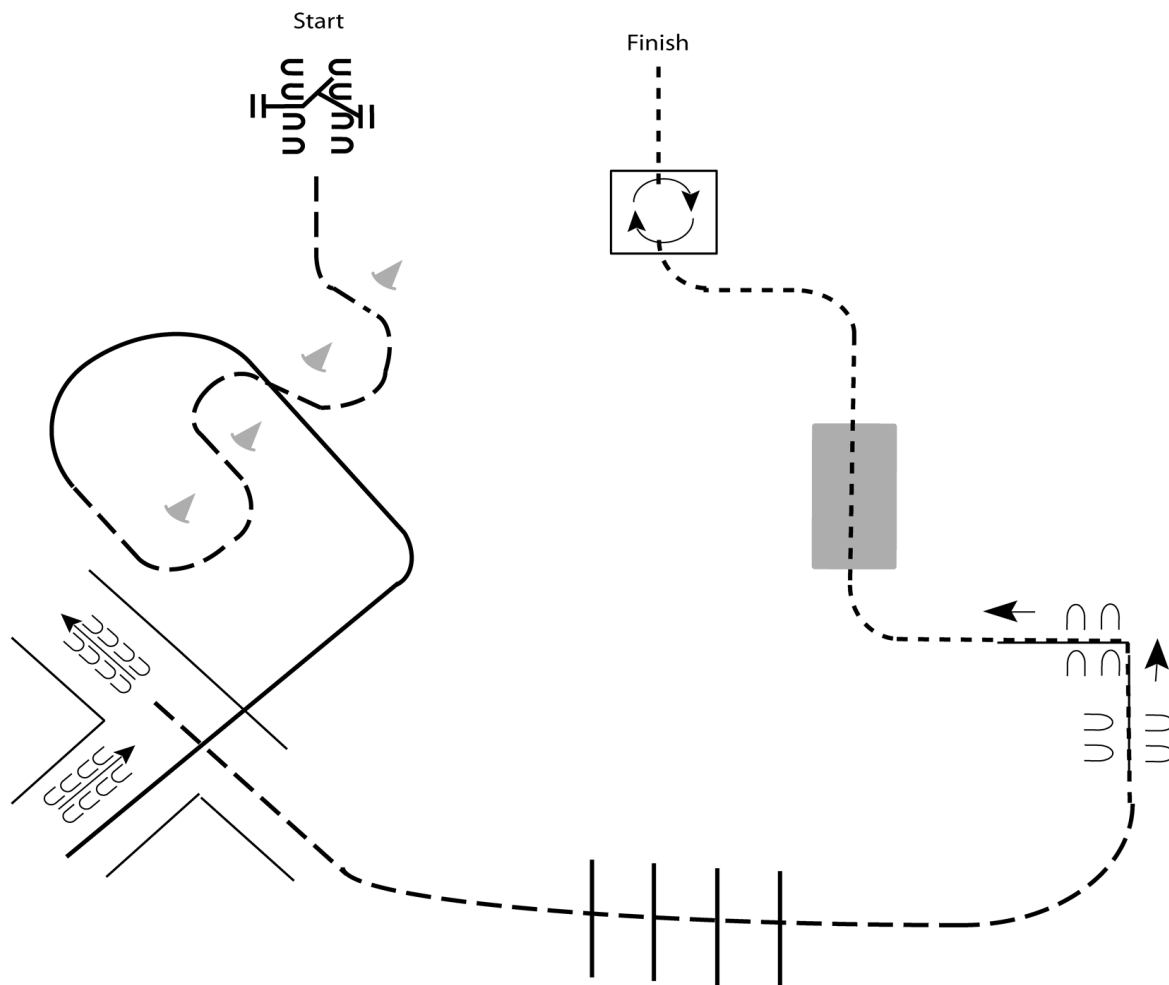
[WH/2-7]

Pattern Provided by:
Tommy Robinson

Pendleton Area Saddle Club

Trail - Walk/Jog will jog where it says lope

Show Date: 05-24-2025



Be ready at start

1. Work gate with the left hand.
2. Jog through cones
3. Lope right lead into chute
4. Back the L
5. Jog over poles to sidepass
6. Sidepass left over poles
7. Walk over bridge and into box
8. Perform a 360 degree turn to the right, walk out of box and to finish

Walk	-----
Jog	- - - - -
Extended Jog	- - - - -
Lope	=====
Leg Yield	
Lead Change	///
Back	←←←
Marker	(B)
Sidepass	←-----→

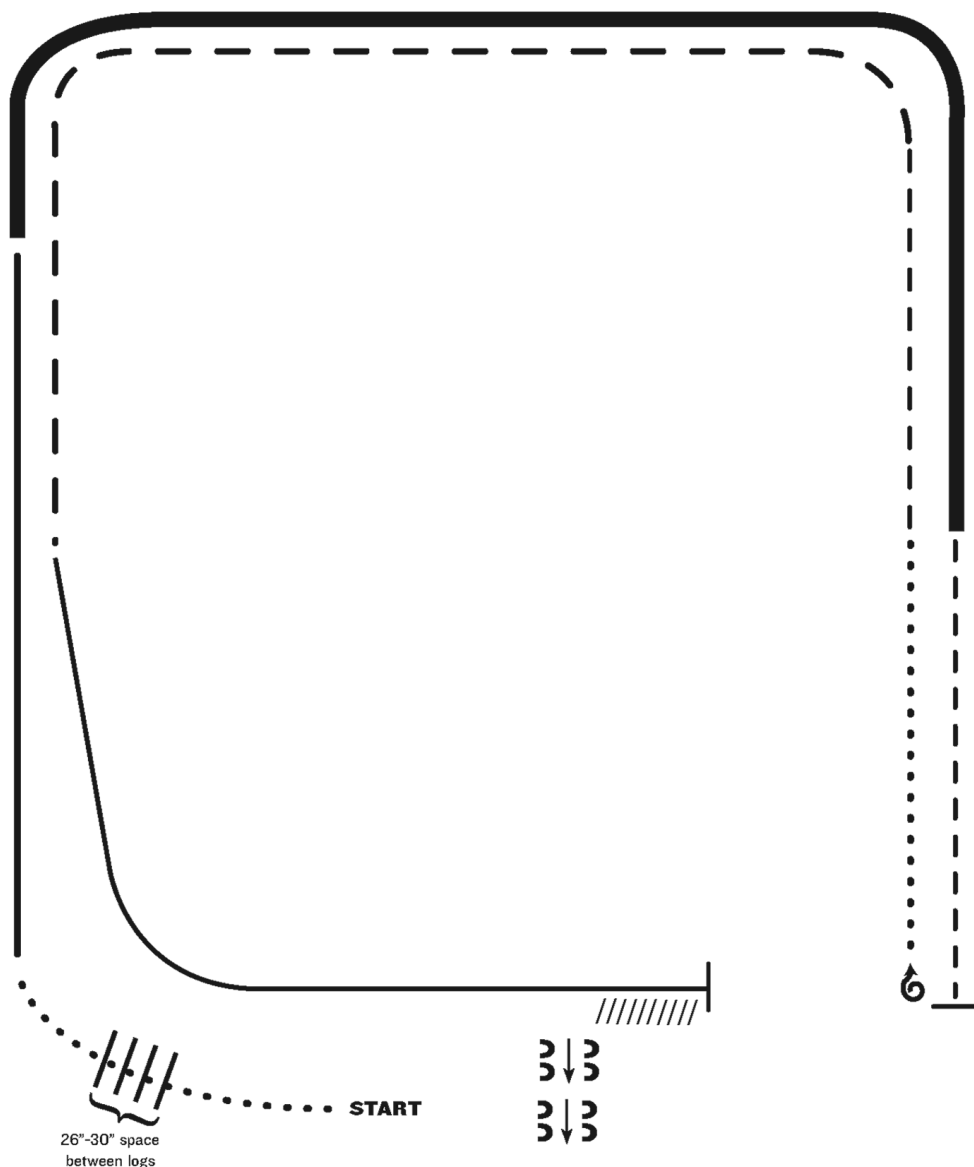
[T/1-2]

Pattern Provided by:
Tommy Robinson

Pendleton Area Saddle Club

Ranch Riding

Show Date: 05-24-2025



1. Walk
2. Walk over logs
3. Lope right lead
4. Extended lope (right lead)
5. Trot
6. Stop, 1 1/2 turns right
7. Walk
8. Trot
9. Extended trot
10. Lope left lead
11. Stop and Back
12. Side pass right

Note: The drawn description of this pattern is only intended for the general depiction of the pattern. Exhibitors should utilize the arena space to best exhibit their horses.

[RR/AQHA-6]

Pattern Provided by:
Tommy Robinson